

Lesson 26: Demonstrative Adjectives

LEARN

- Adjectives can tell *what kind* or *how many*. Adjectives can also tell *which one*. Adjectives that tell *which one* are called **demonstrative adjectives**.

This, that, these, and those are demonstrative adjectives. Use *this* and *that* before singular nouns. Use *these* and *those* before plural nouns.

This film is very popular.

That book is a favorite of young children.

These children are here for Story Time.

Those adults are waiting for them.



- This* and *these* refer to people, places, or things that are nearby. Do not use *here* after *this* or *these*.

CORRECT The children's librarian has chosen **this book**.

INCORRECT The children's librarian has chosen **this here book**.

CORRECT **These children** want to hold the book.

INCORRECT **These here children** want to hold the book.

- That* and *those* refer to people, places, or things that are farther away. Do not use *there* after *that* or *those*.

CORRECT Everyone will sit in **that room**.

INCORRECT Everyone will sit in **that there room**.

CORRECT **Those children** want to hear the story again.

INCORRECT **Those there children** want to hear the story again.

PRACTICE

A Underline the demonstrative adjective in each sentence. Then write it on the line.

- The new library is on this block.
- It used to be in that old building.
- Let's use those computers to search the online catalog.

_____ **this**

_____ **that**

_____ **those**

4. These books are novels by Laura Ingalls Wilder.
5. Ask that librarian if you need help to find a book.
6. These picture books belong in the children's section.
7. Those volunteers will sort the books by author.
8. This room is the Listening Room.
9. Use these earphones to listen to music.
10. Let's make a reservation to use this equipment again.

These

that

These

Those

This


these

this

B Write the demonstrative adjective in parentheses that correctly completes each sentence.

1. Look at the picture in this book about New York City. (this, that)
2. It shows that building across the street. (this, that)
3. That famous structure is the 42nd Street Library. (That, Those)
4. The library was built on those two blocks over there. (this, those)
5. Look at those marble lions at the library entrance. (that, those)
6. This big cat next to me is nicknamed Patience. (This, That)
7. That big cat on the other side is nicknamed Fortitude. (This, That)
8. Let's go up these stone steps and into the main entrance. (this, these)
9. This magnificent library has eleven reading rooms. (This, That)
10. Readers can find some useful books in these reading areas. (this, these)
11. There are 42 oak tables in that huge room. (that, these)
12. Up to 16 people can sit at each of those oak tables. (this, those)

C Angie wrote this script for a tour of the new town library. She made six mistakes when using demonstrative adjectives. Use the proofreading marks in the box to correct the errors.

Remember 
This and these refer to people, places, or things that are nearby. That and those refer to people, places, or things that are farther away.






Welcome to our new library! We'll begin our tour in the reference section. These ~~here~~^v books all around us are reference books. You'll find dictionaries, encyclopedias, and atlases on the shelves. ~~This~~^{That} woman standing over there is Ms. Charles. She is our reference librarian.

In that corner over there, we see the periodical room. Newspapers and magazines are called periodicals. Everyone can go there to read those ~~there~~^v magazines and papers.

The library is a great place to do research. ~~These~~^{Those} computers against the far wall are for everyone to use. ~~That~~^{This} sheet of paper in my hand lists the rules for computer use.

Finally, here we are in the media section. For many people ~~that~~^{this} is their favorite part of the library. Audiobooks, videos, eReaders, and eBooks are available. You can borrow them just like books!

Proofreading Marks

-  Add
-  Period
-  Take out
-  Capital letter
-  Small letter



Did you correct six mistakes with demonstrative adjectives?



WRITE



D Imagine you are giving a tour of your classroom from where you sit. Start by listing two things or areas of the classroom that are near you. Then list two things or areas of the classroom that are farther away. A sample is done for you. **Answers will vary. Sample answers are given.**

Near

the library corner

the art center

Farther Away

our new computer

the interactive whiteboard

Now write a sentence with a demonstrative adjective that tells something about the things or areas of the classroom you have listed. You can use the sample below as a model.

1. This area on the left is the library corner. We have books on many subjects on these shelves.
2. The art center is right next to me. This is my favorite place in the classroom.
3. Over in the far corner is our new computer. The school bought that computer for us last year.
4. Next to our new computer are the interactive whiteboard and projector. Those pieces of equipment are new, too.

Proofreading Checklist

Did you use **this** and **these** to refer to things that are nearby?

Did you use **that** and **those** to refer to things that are farther away?